



DEWAN Public School

JAGRITI VIHAR



Class – 1

Its SUMMER TIME again!

Use Summer Vacation as an opportunity to spend quality time with family . Use your imagination, creativity and knowledge to do the assigned task. Here are some tips to make this period a fruitful and happy period :

- Utilize the time smartly.
- Study well.
- Read books.
- Help parents in household.
- Engage yourselves in a hobby.
- Play outdoor games.

- **English**

- * Read Story books of your choice.

- * Do 15 pages of cursive writing.

- * Make sentences of – run , play , festival , fly , laugh , basket , insects , naughty, healthy , decorate , umbrella , forest



- * Watch interesting movies (English Version) like –
(a) Crood (b) Home Alone



• Hindi

- * पाठ - १ , २ , ३ पढ़िए ।
- * दिए गए शब्दों को अपने वाक्यों में प्रयोग कीजिए-
बरगद , चिड़िया , गिलहरी , सूरज , अमरूद , फुलझड़ी , गिलहरी ,
बटन, पनीर , बगीचा , कछुआ , पाठशाला
- * 'पंचतंत्र' की कहानियाँ पढ़िए और अपनी प्रिय कहानी का नाम लिखकर उसका चित्र बनाइए ।
- * दस पृष्ठ सुलेख कीजिए ।



• Maths

- * Learn tables from 2 to 5.
- * Take the printouts of the sheets attached , complete and paste them in Holiday Homework notebook.
- * Cut the following shapes using colourful sheets. Paste them in notebook and write their names.
Shapes- Circle , Square , Triangle , Rectangle

• Show your Creativity –

- * Plant a sapling. Water it everyday, click photograph and paste it in Holiday Homework notebook.
- * The third Sunday of June is observed as Father's Day. Make your father feel special :
(i) Make a card for him

(ii) Get him a small gift.

(iii) Make a lemonade or a dessert for him.(Non-fire cooking)

* Make a table mat (35 x 25 cm) with handmade sheet / Ivory sheet , decorate it and get it laminated. Write your name and class on it .

* Help your child to make a chart according to his / her Roll number (on half chart paper).

Roll No.

1 - 4

5 - 9

10- 14

15 - 19

20 - 24

25 - 29

30 onwards

Topic

Independence Day

Teacher's Day

Children's Day

Diwali

Christmas

Republic Day


Dussehra















- All work to be done in a new 3-in-1 notebook.
- Revise syllabus done in all subjects for Test-1.



Number Names and Numerals


Count each object in the picture and write its numeral and number name. Colour the picture.




	<input type="text" value="4"/>	Four			<input type="text"/>	
	<input type="text"/>				<input type="text"/>	
	<input type="text"/>				<input type="text"/>	
	<input type="text"/>				<input type="text"/>	
	<input type="text"/>				<input type="text"/>	
	<input type="text"/>				<input type="text"/>	
	<input type="text"/>				<input type="text"/>	

FUN WITH SHAPES


Count and Colour the Shapes



Count











Colour



Blue



Pink



Yellow



Orange