



The Base
A pre school with experiential learning
Sector-4, Jagriti Vihar, Meerut (U.P.)- 250004



CLASS :LKG (2023-2024)

Dear Parents,

Warm Greetings!!

Its Summer Time again!

Use Summer Vacation as an opportunity to spend quality time together. Let your child take the lead and use his /her imagination, creativity and knowledge to do the assigned task. The role of the parents is to be a facilitator and guide to steer the child in the right direction. He / She will and his own destination. Original work of students will receive greater recognition and appreciation.

Here are some tips to make this period a fruitful and happy period for them.

1. Encourage the child to wish 'Good morning ' and 'Good night' to everybody.
2. Talk respectfully with the child and encourage her/him to do the same.
3. Make sure the child brushes his/her teeth twice a day, morning and before going to bed at night.
4. Play with the child asking him/her to touch the objects starting with the letter you call out.

To support your child's learning during this holiday season, please enjoy the following worksheets and reinforce concepts with your child.

HAVE A NICE AND HAPPY SUMMER VACATION !



ENGLISH PRACTICE BOOK- WKS 91,92,93,94,95

Write a -z (6 times) in your practice note book

HINDI PRACTICE BOOK- WKS 5,9,13,17,21,25,29,33,37,41

Write क-ह (6 times)

MATHS PRACTICE BOOK-WKS 59,60,61,68,72,76,79,80,81,82

USE separate 3 in 1 notebook for H.W

LEARN STORY -THE HARE AND THE TORTOISE

<https://www.youtube.com/watch?v=eMXmMHVNx4U>



ACTIVITY

TIME

MAKE YOUR OWN CLAY ABACUS

Let's use different coloured clay and kulfi sticks to make your clay abacus and play and count. You can go creative.



NATURE WALK

Let's listen to the sounds of birds in the early morning and distinguish between the different sounds. Also collect twigs, branches, dry leaves and pebbles and be creative with them.



BALLOON BADMINTON

Let's make rackets with paper plates and ice-cream sticks and let's transform a simple balloon into an



BONDING TIME

Explore learning together

Dear Mom and Dad,
I enjoyed my beginning weeks in LKG, it was a mix of learning with fun. As I am breaking for vacation, there're few things I want you to do with me which will help me spend quality time with you and learn while I grow.

Let's eat at least 2 meals together and allow me to clear the table.

Let me give you a helping hand in the kitchen.

Keep me away from the electronic gadgets and spend quality time with me.

Let's go to my grand-parent's house as I want to read story books with them.

Let's make a small kitchen garden in our house where I will learn more about plants.


Help me learn 3 new sentences everyday in English.

Please take me to a village, I want to see fields where food is grown.

Take me out to play in a park everyday and help me learn more about flora and fauna.

RHYME TIME

Let's learn and recite all the rhymes done in the class and one English rhyme apart from the syllabus for the Recitation Day after the summer vacation.



English Rhymes-

1. Old MacDonald Had A Farm

<https://www.youtube.com/watch?v=LIWbUjHZFTw>

2. Clap Your Hands


<https://www.youtube.com/watch?v=tWe93wO0VmE>



Talk on Summer Vacation

Encourage your child to speak few sentences about 'Summer Vacation' .

Picture Talk



Let's converse in small English sentences like:-

- How are you? I am good, Thank you.
 - I am thirsty. Please give me water.
 - Please open/close my tiffin/bag.
 - I am hungry. May I have something to eat?
 - I have finished my work/food.
 - Please switch off the light/fan.
 - May I go out to play?
 - Can you please give me – water, pencil, eraser etc.
- Good Manners and Good Habits are lifelong assets and they should be practiced until they become habit. Practise the four magical words: PLEASE, SORRY, THANK YOU and EXCUSE ME which we have learnt as the part of basics of good manners. Make these four magical words a habit and see the difference.



Circle the correct sight word.

I

my

I

she

he

my

my

I

she

he

he

you

I

she

he

she

you

my

she

he

me

my

me

she

he

you

us

me

she

you

we

me

us

she

we

us


my

us

she

we

Finger paint all the circle with red colour and triangle with blue colour.



ART AND CRAFT (Let's be creative):-

Make one card for your loving father, click a picture and send it in the group.

